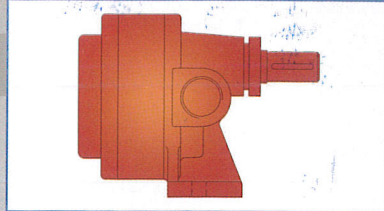




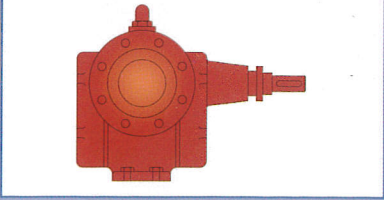
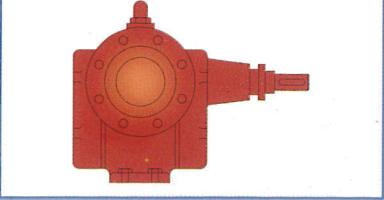



PUMP SERIES	PERFORMANCE DATA	FIGURE														
ZOP	<table border="1"> <tr><td>Flow rate</td><td>max. 1047 L/min</td></tr> <tr><td>Delivery pressure</td><td>max. 25 bars</td></tr> <tr><td>Temperature</td><td>max. 80 °C</td></tr> <tr><td>No. of gear wheels</td><td>2</td></tr> <tr><td>Speeds</td><td>max. 1450 R.P.M.</td></tr> <tr><td>Max. Output</td><td>30 kW</td></tr> <tr><td>Weight</td><td>3 - 156 kgs</td></tr> </table>	Flow rate	max. 1047 L/min	Delivery pressure	max. 25 bars	Temperature	max. 80 °C	No. of gear wheels	2	Speeds	max. 1450 R.P.M.	Max. Output	30 kW	Weight	3 - 156 kgs	
Flow rate	max. 1047 L/min															
Delivery pressure	max. 25 bars															
Temperature	max. 80 °C															
No. of gear wheels	2															
Speeds	max. 1450 R.P.M.															
Max. Output	30 kW															
Weight	3 - 156 kgs															
ZOT	<table border="1"> <tr><td>Flow rate</td><td>max. 1047 L/min</td></tr> <tr><td>Delivery pressure</td><td>max. 10 bars</td></tr> <tr><td>Temperature</td><td>max. 130 °C</td></tr> <tr><td>No. of gear wheels</td><td>2</td></tr> <tr><td>Speeds</td><td>max. 1450 R.P.M.</td></tr> <tr><td>Výkon max.</td><td>22.7 kW</td></tr> <tr><td>Weight</td><td>3.9 - 168 kgs</td></tr> </table>	Flow rate	max. 1047 L/min	Delivery pressure	max. 10 bars	Temperature	max. 130 °C	No. of gear wheels	2	Speeds	max. 1450 R.P.M.	Výkon max.	22.7 kW	Weight	3.9 - 168 kgs	
Flow rate	max. 1047 L/min															
Delivery pressure	max. 10 bars															
Temperature	max. 130 °C															
No. of gear wheels	2															
Speeds	max. 1450 R.P.M.															
Výkon max.	22.7 kW															
Weight	3.9 - 168 kgs															
ZOL	<table border="1"> <tr><td>Flow rate</td><td>max. 160 L/min</td></tr> <tr><td>Delivery pressure</td><td>max. 25 bars</td></tr> <tr><td>Temperature</td><td>max. 80 °C</td></tr> <tr><td>No. of gear wheels</td><td>2</td></tr> <tr><td>Speeds</td><td>max. 1450 R.P.M.</td></tr> <tr><td>Max. Output</td><td>10 kW</td></tr> <tr><td>Weight</td><td>3 - 24 kgs</td></tr> </table>	Flow rate	max. 160 L/min	Delivery pressure	max. 25 bars	Temperature	max. 80 °C	No. of gear wheels	2	Speeds	max. 1450 R.P.M.	Max. Output	10 kW	Weight	3 - 24 kgs	
Flow rate	max. 160 L/min															
Delivery pressure	max. 25 bars															
Temperature	max. 80 °C															
No. of gear wheels	2															
Speeds	max. 1450 R.P.M.															
Max. Output	10 kW															
Weight	3 - 24 kgs															
ZTL	<table border="1"> <tr><td>Flow rate</td><td>max. 160 L/min</td></tr> <tr><td>Delivery pressure</td><td>max. 10 bars</td></tr> <tr><td>Temperature</td><td>max. 130 °C</td></tr> <tr><td>No. of gear wheels</td><td>2</td></tr> <tr><td>Speeds</td><td>max. 1450 R.P.M.</td></tr> <tr><td>Max. Output</td><td>5.3 kW</td></tr> <tr><td>Weight</td><td>3.9 - 32 kgs</td></tr> </table>	Flow rate	max. 160 L/min	Delivery pressure	max. 10 bars	Temperature	max. 130 °C	No. of gear wheels	2	Speeds	max. 1450 R.P.M.	Max. Output	5.3 kW	Weight	3.9 - 32 kgs	
Flow rate	max. 160 L/min															
Delivery pressure	max. 10 bars															
Temperature	max. 130 °C															
No. of gear wheels	2															
Speeds	max. 1450 R.P.M.															
Max. Output	5.3 kW															
Weight	3.9 - 32 kgs															
ZOM	<table border="1"> <tr><td>Flow rate</td><td>max. 160 L/min</td></tr> <tr><td>Delivery pressure</td><td>max. 10 bars</td></tr> <tr><td>Temperature</td><td>max. 60 °C</td></tr> <tr><td>No. of gear wheels</td><td>2</td></tr> <tr><td>Speeds</td><td>max. 1450 R.P.M.</td></tr> <tr><td>Max. Output</td><td>5.3 kW</td></tr> <tr><td>Weight</td><td>2.65 - 21 kgs</td></tr> </table>	Flow rate	max. 160 L/min	Delivery pressure	max. 10 bars	Temperature	max. 60 °C	No. of gear wheels	2	Speeds	max. 1450 R.P.M.	Max. Output	5.3 kW	Weight	2.65 - 21 kgs	
Flow rate	max. 160 L/min															
Delivery pressure	max. 10 bars															
Temperature	max. 60 °C															
No. of gear wheels	2															
Speeds	max. 1450 R.P.M.															
Max. Output	5.3 kW															
Weight	2.65 - 21 kgs															
ZUS	<table border="1"> <tr><td>Flow rate</td><td>max. 630 L/min</td></tr> <tr><td>Delivery pressure</td><td>max. 5 bars</td></tr> <tr><td>Temperature</td><td>max. 100 °C</td></tr> <tr><td>No. of gear wheels</td><td>2</td></tr> <tr><td>Speeds</td><td>max. 190 R.P.M.</td></tr> <tr><td>Max. Output</td><td>18 kW</td></tr> <tr><td>Weight</td><td>52 - 184 kgs</td></tr> </table>	Flow rate	max. 630 L/min	Delivery pressure	max. 5 bars	Temperature	max. 100 °C	No. of gear wheels	2	Speeds	max. 190 R.P.M.	Max. Output	18 kW	Weight	52 - 184 kgs	
Flow rate	max. 630 L/min															
Delivery pressure	max. 5 bars															
Temperature	max. 100 °C															
No. of gear wheels	2															
Speeds	max. 190 R.P.M.															
Max. Output	18 kW															
Weight	52 - 184 kgs															
ZPG	<table border="1"> <tr><td>Flow rate</td><td>max. 1080 L/min</td></tr> <tr><td>Delivery pressure</td><td>max. 6 bars</td></tr> <tr><td>Temperature</td><td>max. 80 °C</td></tr> <tr><td>No. of gear wheels</td><td>2</td></tr> <tr><td>Speeds</td><td>max. 960 R.P.M.</td></tr> <tr><td>Max. Output</td><td>18 kW</td></tr> <tr><td>Weight</td><td>32 - 160 kgs</td></tr> </table>	Flow rate	max. 1080 L/min	Delivery pressure	max. 6 bars	Temperature	max. 80 °C	No. of gear wheels	2	Speeds	max. 960 R.P.M.	Max. Output	18 kW	Weight	32 - 160 kgs	
Flow rate	max. 1080 L/min															
Delivery pressure	max. 6 bars															
Temperature	max. 80 °C															
No. of gear wheels	2															
Speeds	max. 960 R.P.M.															
Max. Output	18 kW															
Weight	32 - 160 kgs															
P-ZUN-VL	<table border="1"> <tr><td>Flow rate</td><td>max. 279 L/min</td></tr> <tr><td>Delivery pressure</td><td>max. 25 bars</td></tr> <tr><td>Temperature</td><td>max. 80 °C</td></tr> <tr><td>No. of gear wheels</td><td>2</td></tr> <tr><td>Speeds</td><td>max. 1450 R.P.M.</td></tr> <tr><td>Max. Output</td><td>16 kW</td></tr> <tr><td>Weight</td><td>30 - 209 kgs</td></tr> </table>	Flow rate	max. 279 L/min	Delivery pressure	max. 25 bars	Temperature	max. 80 °C	No. of gear wheels	2	Speeds	max. 1450 R.P.M.	Max. Output	16 kW	Weight	30 - 209 kgs	
Flow rate	max. 279 L/min															
Delivery pressure	max. 25 bars															
Temperature	max. 80 °C															
No. of gear wheels	2															
Speeds	max. 1450 R.P.M.															
Max. Output	16 kW															
Weight	30 - 209 kgs															