

Reliability is our target

**PAN WORLD
SEALLESS MAGNETIC
DRIVEN PUMP**

PX

series(PPG)

PX-N

series(PvdF natural)

PX-F

series(ETFE Teflon)

PS

series(PPG)

PS-F

series(ETFE Teflon)



PAN WORLD CO., LTD.

The simplest construction for maintenance free, but zero wear for long

Sealless construction

- Special spindle & bearing support structure.
- By employing ceramic bearing for standard abrasion PX series, PX-N series, PX-F series parts, zero wear can be obtained.
- NPSHr, cavitation characteristic is extremely improved by applying the latest technological design.

Thrust balancing structure

- In order to minimize thrust load, special magnetic coupling is designed.

Sealless and long life expectancy

- By applying the magnetic coupling, the extension of motor shaft is eliminated.
- 20,000 hour life expectancy for whole standard models.

Pipe connection

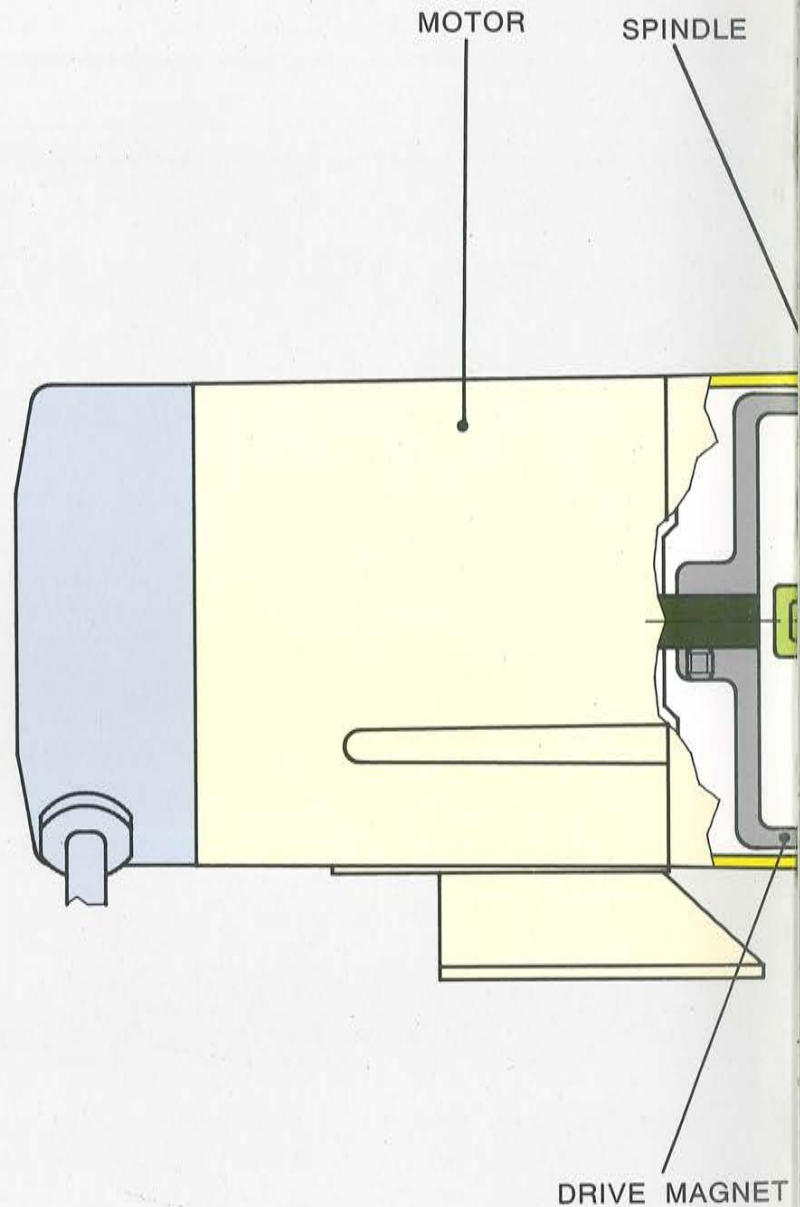
- Hose, GF Thread are available as standard except 200PS, 250PS/PS-F.
- NPT, Flange, Thread are available for 200PS, 250PS/PS-F.
- BS Thread is optional.
- Union connection is optional part.

Maintenance free

- No need any preventive maintenance usually.

Safety

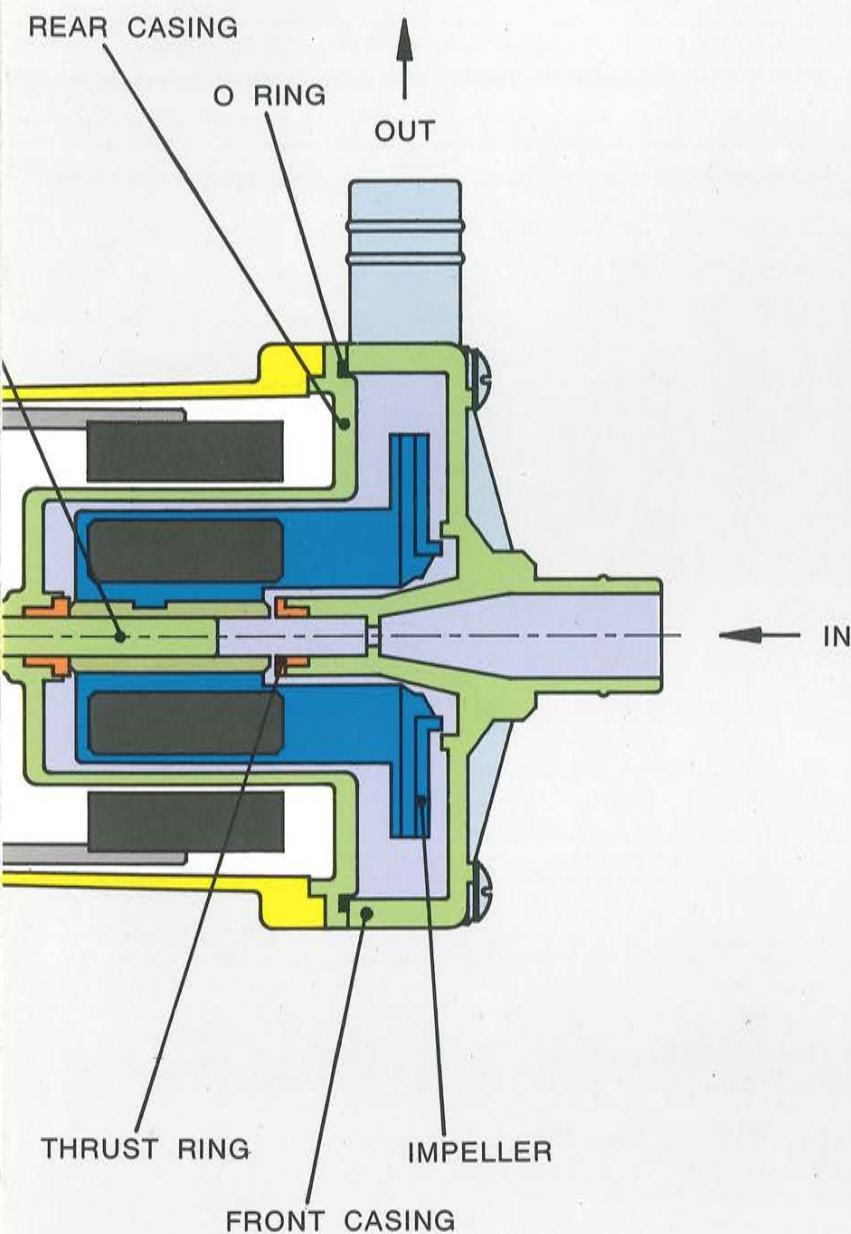
- Bearing, thrust pad, spindle are molded into shell to prevent wrong alignment during cavitation, erratic operation.



Thermal protector

- Thermal protector is installed as standard.

life expectancy by ceramic spindle and ceramic bearing as standard.



Kind of Voltage, kind of power source

- Any kind of voltage under 50, 60Hz is standardized.
- Original single phase motor is standardized for whole models.
- Original 3 phase model is available over 200PS model.
- IEC/JIS mounted motor model is available for 250PS.

Many kind of series is available to reply to market demand/application.

- PX series: Glass fiber filled polypropylene & Ceramic for wetted end for multi purpose.
- PX-N series: Natural PvdF & SiC for wetted end to meet semi-conductor application.
- PX-F series: Carbon fiber filled ETFE/ Teflon & Ceramic or SiC wetted end for hazard liquid application, But except 5PX & 10PX.

Operating range

- Liquid temperature to be handled
PX series: 0-60°C
PX-N series: 0-80°C
PX-F series: 0-90°C
- Environment : 0-40°C
- Permissible operating pressure 1.5 time of shut off head.

Slurry condition to be handled (Except 5PX, 10PX)

- 5%, 50 micron mm, Shore hardness C scale: 80 degree.
- No any optional part is required.

Pump test

- 100% pump test is done for in-line inspection.

The widest variety of compact magnetic driven pump from 2 W-5

Connection Method PX, PX-N, PS Series



1PX



3PX



5PX/5PX-N



5PX-Z/5PX-Z-N
10PX/10PX-N

Connection	1PX	3PX	5PX/5PX-N	5PX-Z/5PX-Z-N 10PX/10PX-N
Hose connection	○	○	○	○
Thread connection (G,NPT)	○	○	○	○
Flange connection	--	--	--	--




30PX/30PX-N



40PX/40PX-N



50PX-Z/50PX-Z-N



50PX/50PX-N

Connection	30PX/30PX-N	40PX-40PX-N	50PX-Z/50PX-Z-N	50PX-50PX-N
Hose connection	○	○	○	○
Thread connection (G,NPT)	○	○	○	○
Flange connection	--	--	--	--

■ PX/PX-N/PS series specification table Nominal speed: 2,700/3,200 r.p.m.

Model	Connection method			Performance, M-L/min, 50/60Hz		Motor
	Hose, (mm)	Thread, (")	Union, (A)	Max total head- max discharge	Specified head- specified discharge	Output Input, (w)
	InxOutlet	InxOutlet	InxOutlet			
1PX	14×14	G1/2×1/2	----	0.9-7.0/1.2-8.0	0.7-2.6/0.8-4.5	2.5-17/18
1PX-Z	14×14	G1/2×1/2	----	2.0-5.5/2.8-7.0	1.5-3.0/1.5-4.3	5-20/21
3PX	14×14	G1/2×1/2	----	1.4-10.0/2.0-11.5	1.0-4.8/1.0-7.5	5-19/20
5PX/5PX-N	14×14	G1/2×1/2	----	0.9-7.0/1.2-8.0	0.7-2.6/0.8-4.5	2.5-17/18
5PX-Z/5PX-Z-N	14×14	G1/2×1/2	----	2.0-5.5/2.8-7.0	1.5-3.0/1.5-4.3	5-20/21
10PX/10PX-N	14×14	G1/2×1/2	----	1.4-10.0/2.0-11.5	1.0-4.8/1.0-7.5	5-19/20
30PX/30PX-N	14×14	G3/4×3/4	16×16	2.1-15.0/3.1-18.0	1.5-7.0/1.5-13.0	10-29/30
40PX/40PX-N	18×18	G3/4×3/4	16×16	2.6-25.0/4.1-30.0	2.0-14.0/2.0-22.0	20-40/45
50PX-Z/50PX-Z-N	18×18	G3/4×3/4	16×16	4.8-9.5/6.7-11.0	4.0-3.5/4.0-8.0	20-40/55
50PX/50PX-N	20×20	G3/4×3/4	16×16	3.5-30.0/5.0-37.0	2.5-15.0/2.5-24.0	45-65/90
50PX-X/50PX-X-N	26×26	G1×1	20×20	2.8-55.0/4.0-70.0	2.0-30.0/2.0-40.0	45-65/80
100PX-Z/100PX-Z-N	18×18	G3/4×3/4	16×16	8.0-14.0/11.0-18.0	5.0-9.0/6.0-13.0	45-80/95
100PX/100PX-N	20×20	G3/4×3/4	16×16	4.2-43.0/6.3-50.0	4.0-20.0/4.0-31.0	65-90/120
100PX-X/100PX-X-N	26×26	G3/4×3/4	20×20	3.0-70.0/4.0-80.0	2.0-45.0/2.0-60.0	65-120/165
100PX-ZZ/100PX-ZZ-N	20×20	G3/4×3/4	20×20	11.5-22/13.5-24.0	9.5-10.0/6.0-20.0	65-140/200
125PS	26×26	G1×1	20×20	3.3-75.0/4.7-85.0	2.0-47.0/2.0-65.0	65-90/130
150PS	26×26	G1×1	20×20	5.6-60.0/8.2-70.0	4.0-30.0/4.0-45.0	90-130/170
200PS-Z	26×26	G1×1	20×20	12.5-35/16-37	9-20/8-30	150-290
200PS	26×26	G1×1	20×20	10-90/12-110	6.5-50/7.5-70	150-290
200PS-3	26×26	G1×1	20×20	10-90/12-110	6.5-50/7.5-70	150-290
250PS	26×26	G1×1	20×20	12.5-120/14-120	9-65/9-80	250-390
250PS-3	26×26	G1×1	20×20	12.5-120/14-120	9-65/9-80	250-390
250PS-3E	26×26	G1×1	20×20	12.5-120/14-120	9-65/9-80	IEC-0.25kW
300PS	26×20	G1×3/4	20×16	20.0-50/25.0-50	16-50/21-50	330-460
300PS-3	26×20	G1×3/4	20×16	20.0-50/25.0-50	16-50/21-50	330-460

Note: Figure of motor output and input is shown as nominal.

L/min to 250 W-120L/min model is available to reply market demand



100PX-Z/100PX-Z-N



100PX/100PX-N



100PX-X



100PX-ZZ

Connection	100PX-Z/100PX-Z-N	100PX/100PX-N	100PX-X	100PX-ZZ
Hose connection	○	○	○	○
Thread connection (G,NPT)	○	○	○	○
Flange connection	--	--	--	--



125PS



150PS



200PS/200PS-Z

Connection	125PS	150PS	200PS/200PS-Z
Hose connection	○	○	○
Thread connection (G,NPT)	○	○	○
Flange connection	--	○	○



200PS-3



250PS



250PS-3

Connection	200PS-3	250PS	250PS-3
Hose connection	○	○	○
Thread connection (G,NPT)	○	○	○
Flange connection	○	○	○



250PS



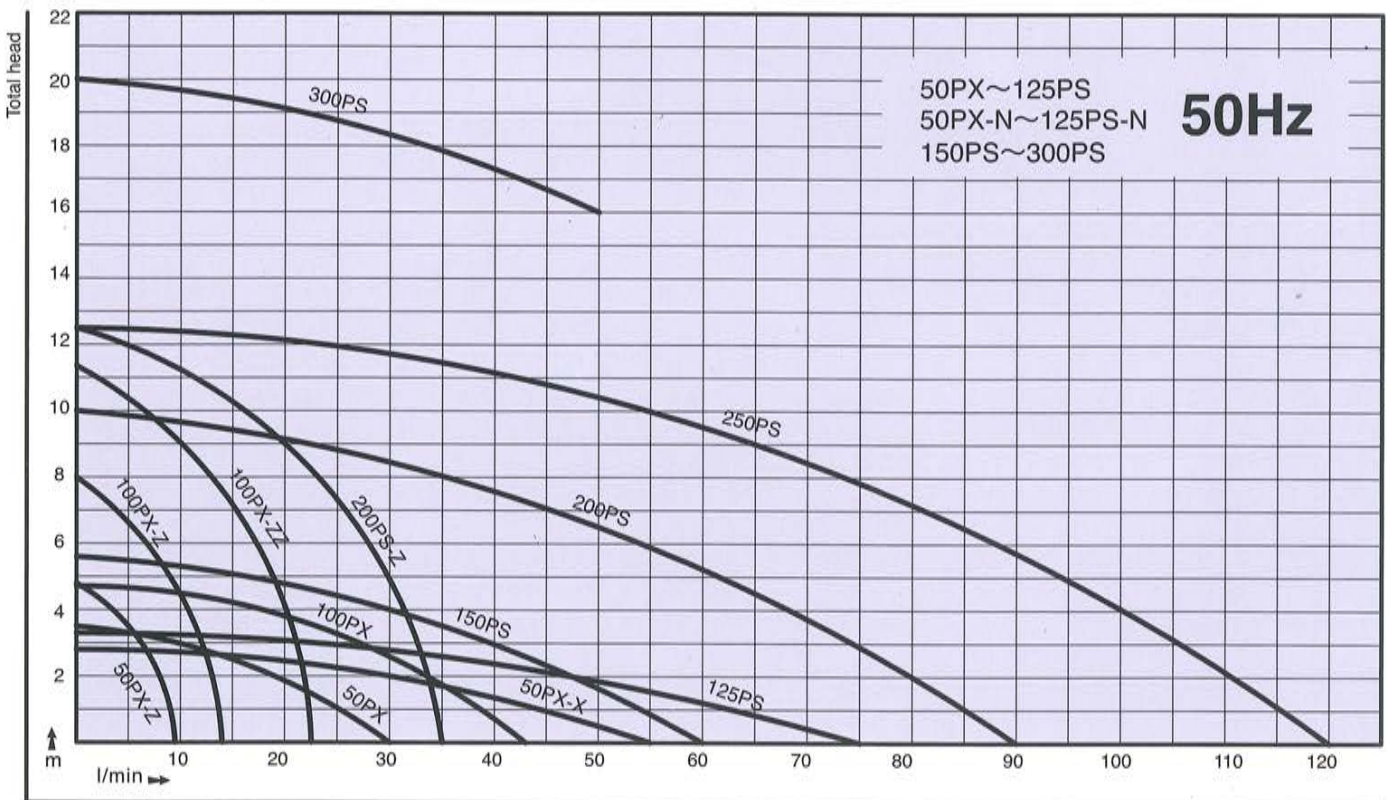
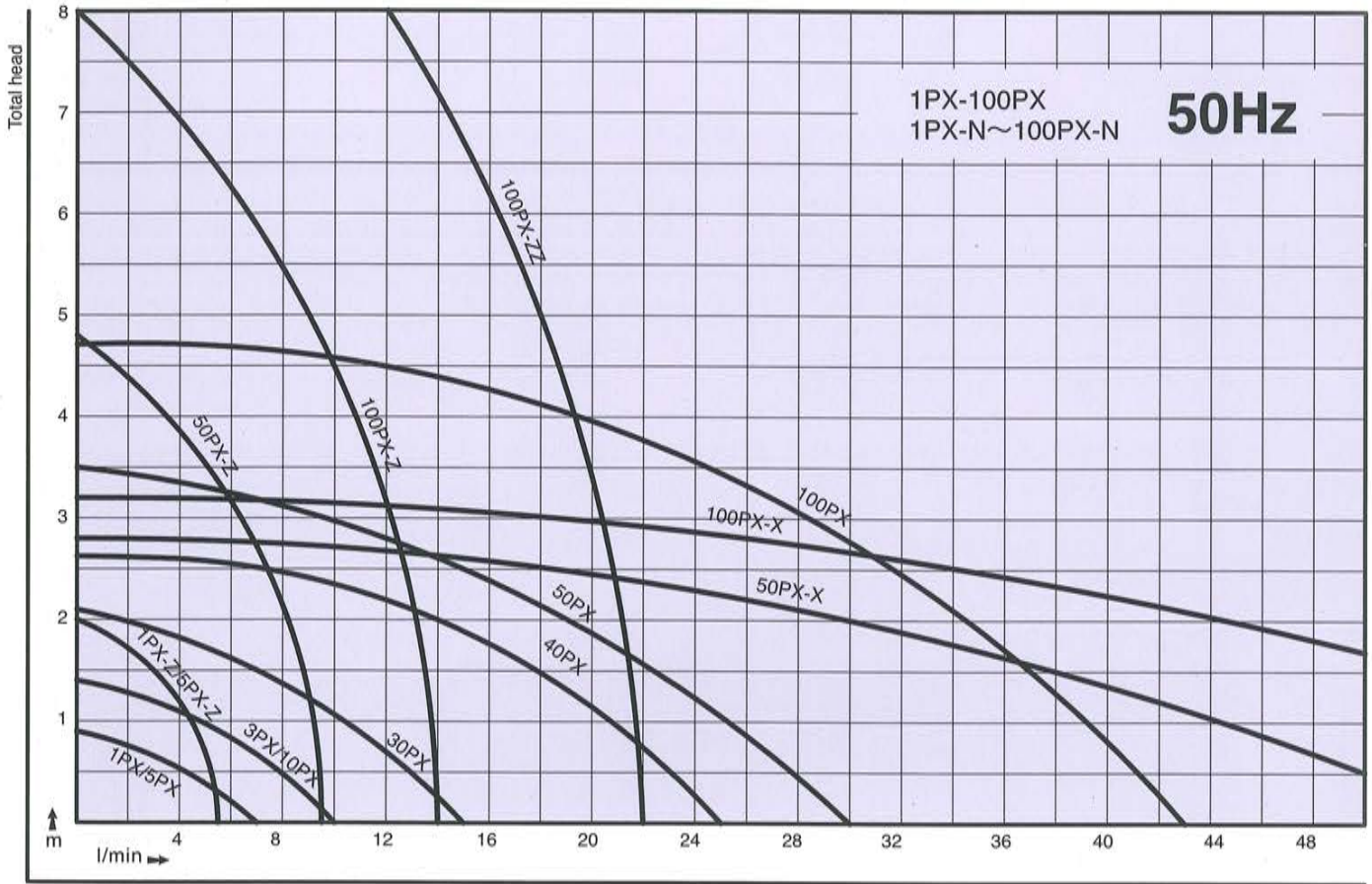
250PS-3E



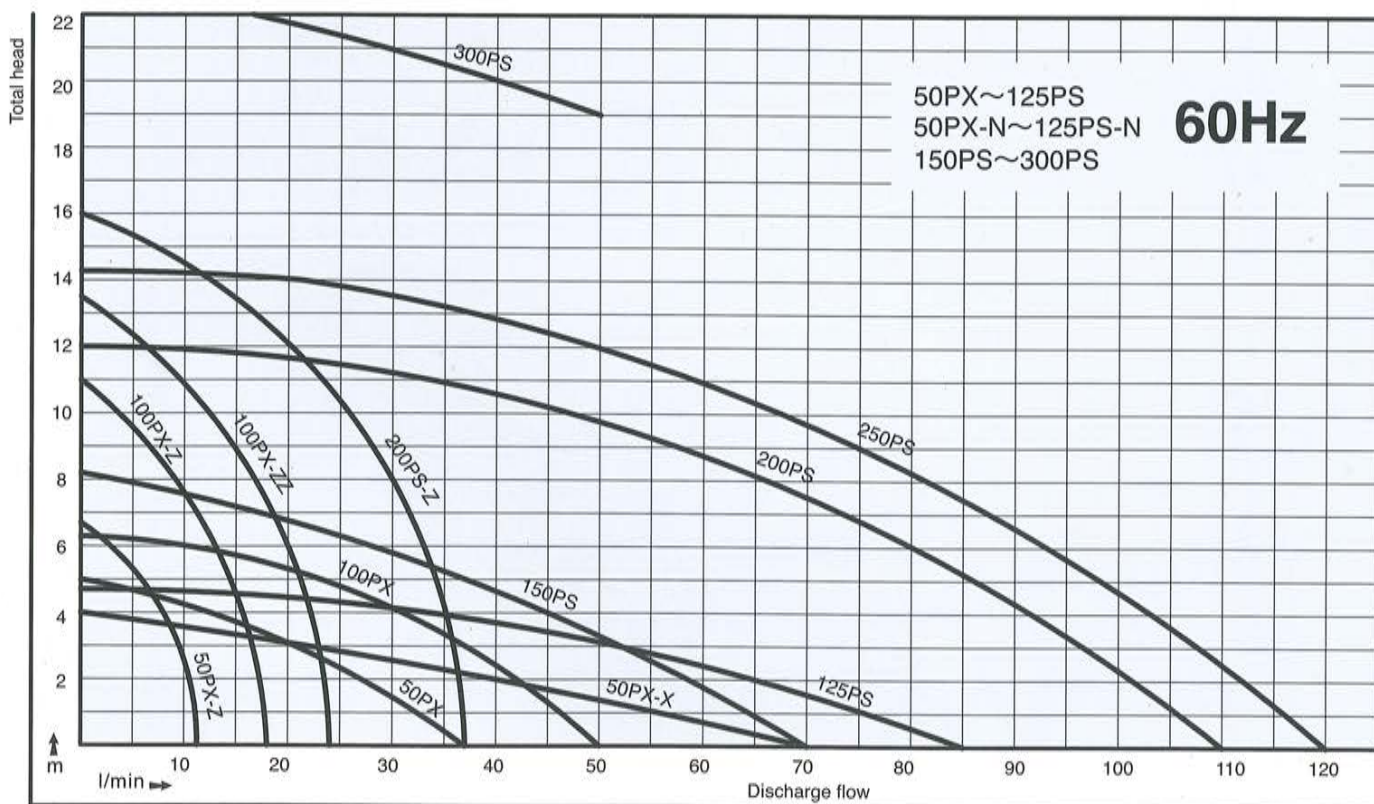
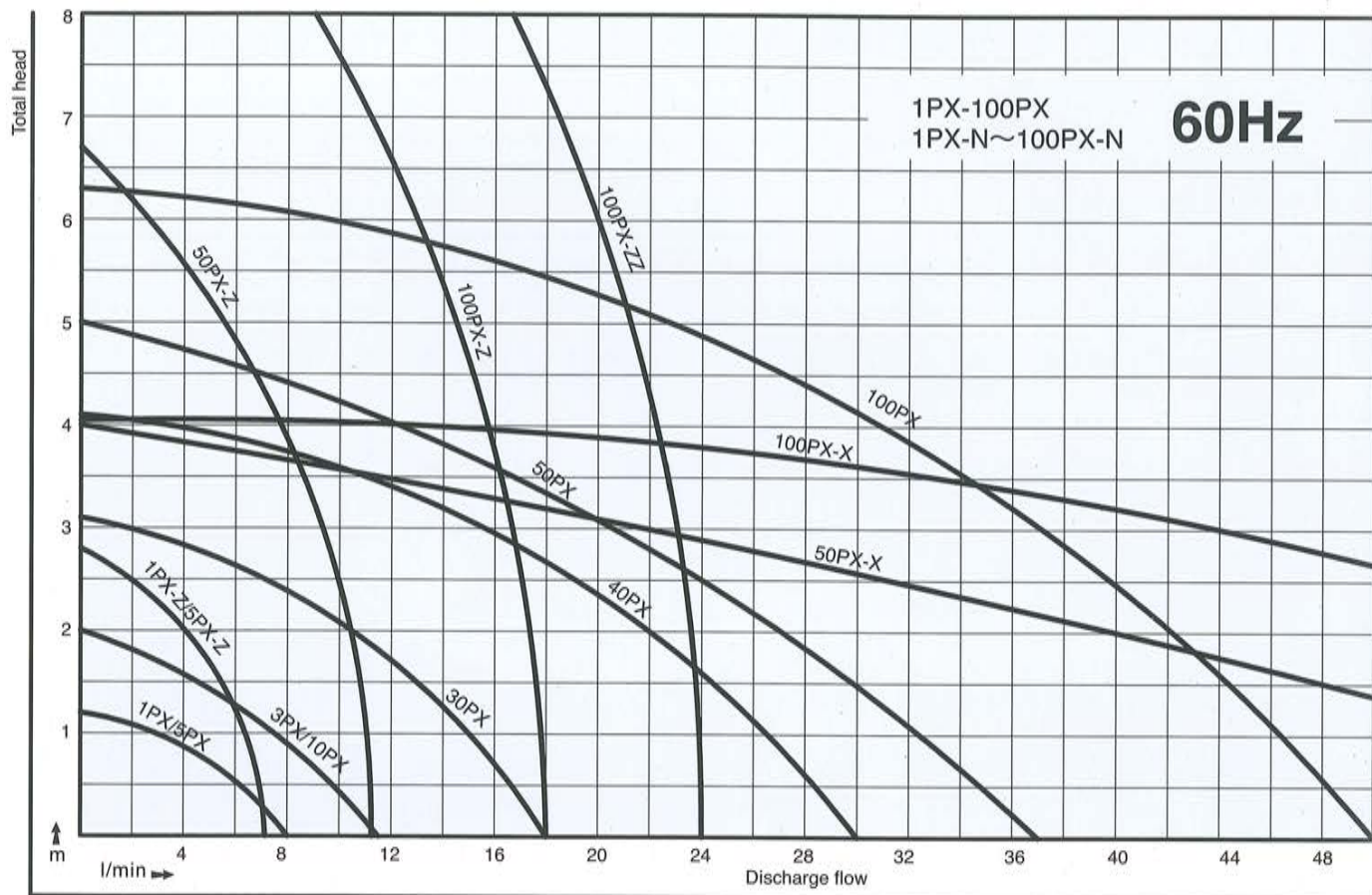
300PS

Connection	250PS	250PS-3E	300PS
Hose connection	○	○	○
Thread connection (G,NPT)	○	○	○
Flange connection	○	○	--

PX ,PX-N ,PS series performance



PX ,PX-N ,PS series performance



Connection Method PX-F, PS-F Series



30PX-F



40PX-F



50PX-Z-F

Connection	30PX-F	40PX-F	50PX-Z-F
Hose connection	○	○	○
Thread connection (G,NPT)	○	○	○
Flange connection	--	--	--



50PX-F



100PX-Z-F



100PX-F



125PS-F

Connection	50PX-F	100PX-Z-F	100PX-F	125PS-F
Hose connection	○	○	○	○
Thread connection (G,NPT)	○	○	○	○
Flange connection	--	--	--	--



150PS-F



200PS-F



250PS-F

Connection	150PS-F	200PS-F	250PS-F
Hose connection	○	○	○
Thread connection (G,NPT)	○	○	○
Flange connection	○	○	○

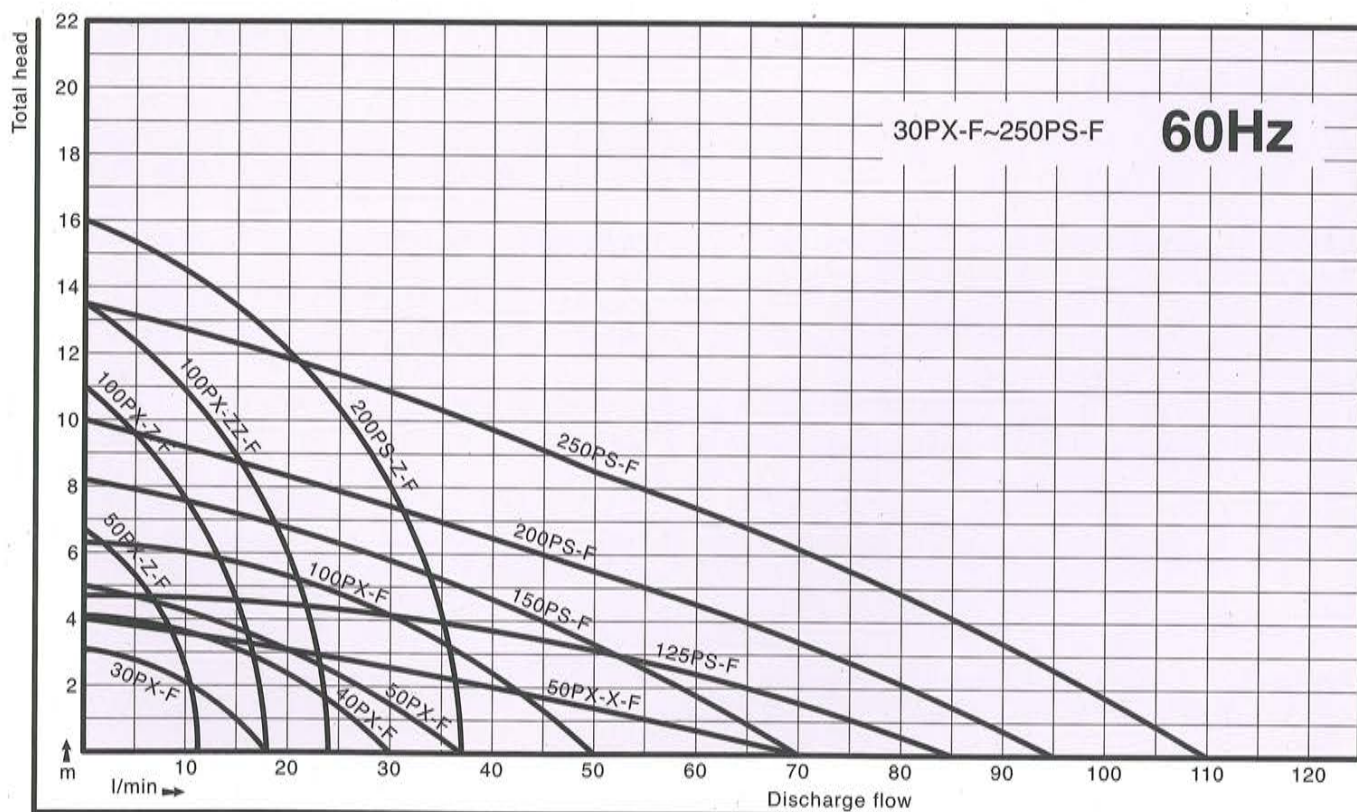
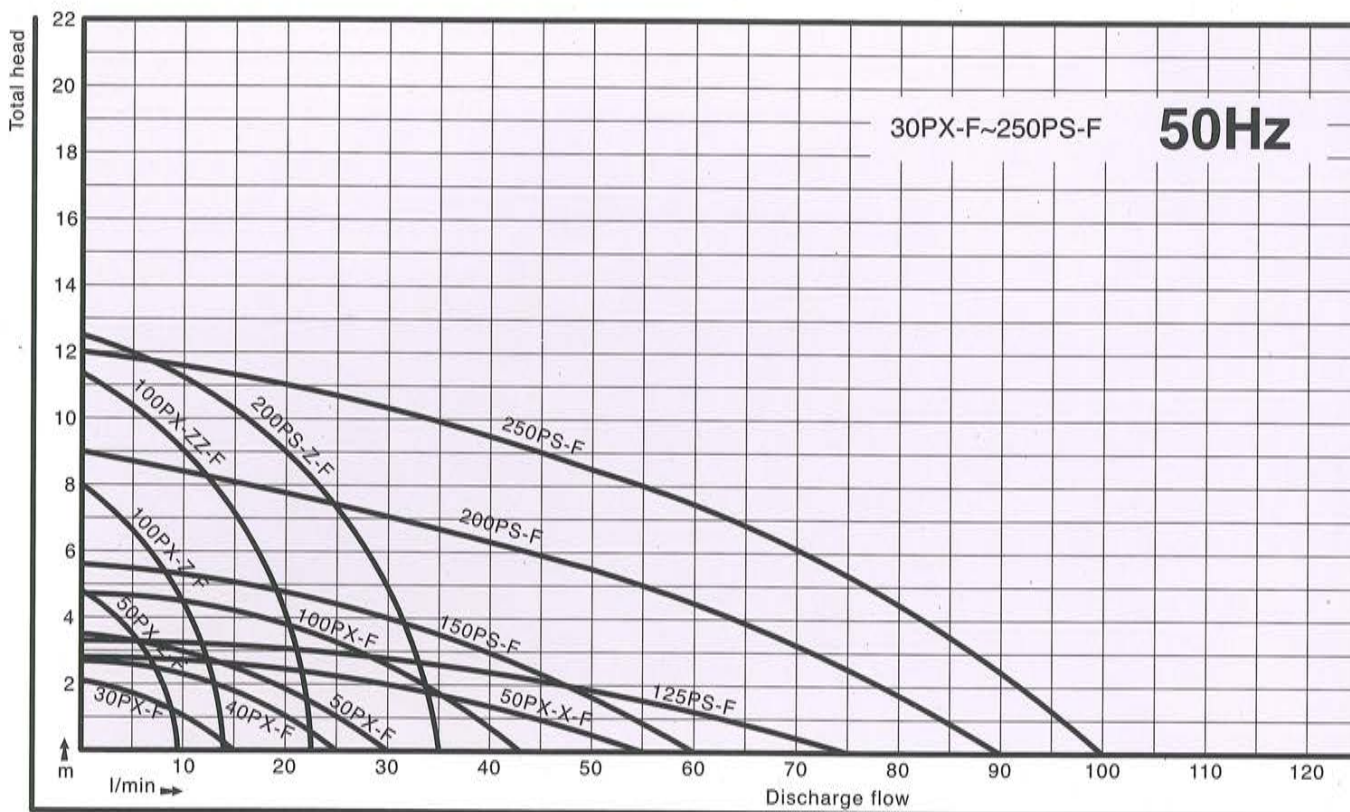
■ PX-F, PS-F series specification table

Nominal speed: 2,700/3,200 r.p.m.

Model	Connection method			Performance, M-L/min, 50/60Hz		Motor
	Hose, (mm)	Thread, (")	Flange, (mm)	Max total head-max discharge	Specified head-specified discharge	Output Input, (w)
	InxOutlet	InxOutlet	InxOutlet			
30PX-F	14×14	G3/4×3/4	--	2.1-15.0/3.1-18.0	1.5-7.0/1.5-13.0	10-29/30
40PX-F	18×18	G3/4×3/4	--	2.6-25.0/4.1-30.0	2.0-14.0/2.0-22.0	20-40/45
50PX-Z-F	18×18	G3/4×3/4	--	4.8-9.5/6.7-11.0	4.0-3.5/4.0-8.0	20-55/55
50PX-F	20×20	G3/4×3/4	--	3.5-30.0/5.0-37.0	2.5-15.0/2.5-24.0	45-65/90
50PX-X-F	26×26	G1×1	--	2.8-55.0/4.0-70.0	2.0-30.0/2.0-40.0	45-65/80
100PX-Z-F	18×18	G3/4×3/4	--	8.0-14.0/11.0-18.0	5.0-9.0/6.0-13.0	45-80/95
100PX-F	20×20	G3/4×3/4	--	4.2-43.0/6.3-50.0	4.0-20.0/4.0-31.0	65-90/120
100PX-X-F	26×26	G1×1	--	3.0-70.0/4.0-80.0	2.0-45.0/2.0-60.0	65-120/165
100PX-ZZ-F	20×20	G3/4×3/4	--	11.5-22/13.5-24.0	9.5-10.0/6.0-20.0	65-140/200
125PS-F	26×26	G1×1	--	3.3-75.0/4.7-85.0	2.0-47.0/2.0-65.0	65-90/130
150PS-F	26×26	G1×1	25A×25A	5.6-60.0/8.2-70.0	4.0-30.0/4.0-45.0	90-130/170
200PS-Z-F	26×26	G1×1	25A×25A	12.5-35/16-37	9-20/8-30	150-290
200PS-F	26×26	G1×1	25A×25A	7.5-70/7.5-70	5.5-50/5.5-50	150-290
200PS-F-3	26×26	G1×1	25A×25A	7.5-70/7.5-70	5.5-50/5.5-50	150-290
250PS-F	26×26	G1×1	25A×25A	11.5-80/11.5-80	8.5-50/8.5-50	250-390
250PS-F-3	26×26	G1×1	25A×25A	11.5-80/11.5-80	8.5-50/8.5-50	250-390

Note: Figure of motor output and input is shown as nominal.

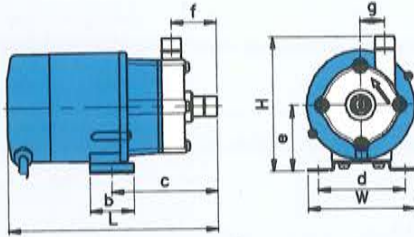
PX-F series performance



Installation Dimensions in mm

■ 1~3PX, 1~3PX-N
5~10PX, 5~10PX-N

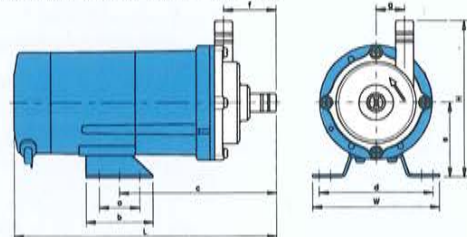
Hose, Thread



	W	H	L	b	c	d	e	f	g
1PX~3PX	70	92	101.5	30	70	60	45	28	17
5PX~10PX	74	92	145	30	73	60	45	31	17

■ 30PX, 40PX, 50PX-Z
30PX-F, 40PX-F, 50PX-Z-F
30PX-N, 40PX-N, 50PX-Z-N

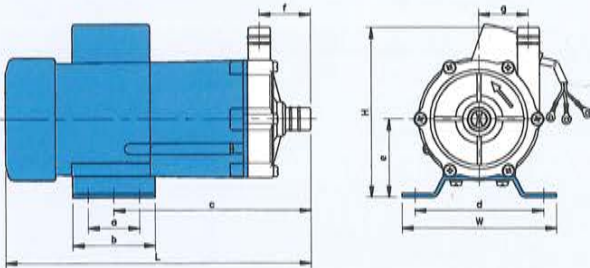
Hose, Thread



MODEL	W	H	L	a	b	c	d	e	f	g
30PX	95	115	197	30	50	117	68	55	39	21.5
40PX	95	115	210	30	50	131.5	68	55	38.5	28.5
50PX-Z	95	125	226	30	50	134	68	55	39.5	38.5

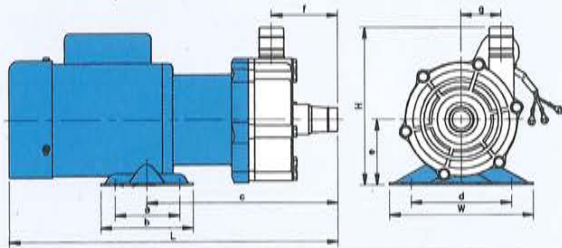
■ 50PX, 50PX-X, 100PX-Z, 100PX, 100PX-X, 100PX-ZZ, 125PS
50PX-F, 50PX-X-F, 100PX-Z-F, 100PX-F, 100PX-X-F, 100PX-ZZ-F, 125PS-F
50PX-N, 50PX-X-N, 100PX-Z-N, 100PX-N, 100PX-X-N, 100PX-ZZ-N

Hose, Thread



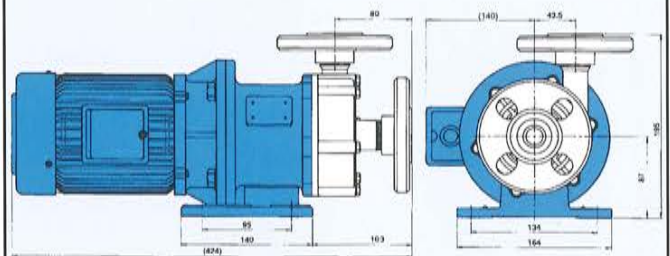
MODEL	W	H	L	a	b	c	d	e	f	g
50PX	120	130	247	40	64	169	100	60	48	31
50PX-X	120	135	255	40	64	176.5	100	60	50	26
100PX-Z	120	130	236	40	64	152	100	60	39.5	38.5
100PX	120	130	262	40	64	169	100	60	48	31
100PX-X	120	135	270	40	64	176.5	100	60	50	26
100PX-ZZ	120	150	243.5	40	64	160	100	60	38.5	44.5
125PS	120	135	255	43	62	175	100	60	50	26

■ 200PS, 250PS, 300PS Hose, Thread, Flange
200PS-F, 250PS-F



MODEL	W	H	L	a	b	c	d	e	f	g
150PS	120	164	300	40	64	200	100	66	70	43.5
200PS	156	165	355	70	100	205	110	66	70	43.5
200PS-Z	156	165	355	70	100	205	110	66	70	43.5
200PS-3	156	165	345	70	100	205	110	66	70	43.5
250PS	156	165	365	70	100	195	110	66	70	43.5
250PS-3	156	165	355	70	100	195	110	66	70	43.5
300PS	160	175	385	80	110	200	140	75	55	59
300PS-3	160	175	375	80	110	200	140	75	55	59

■ 250PS-IEC 63 Hose, Thread, Flange
250PS-F-IEC 63 Flame

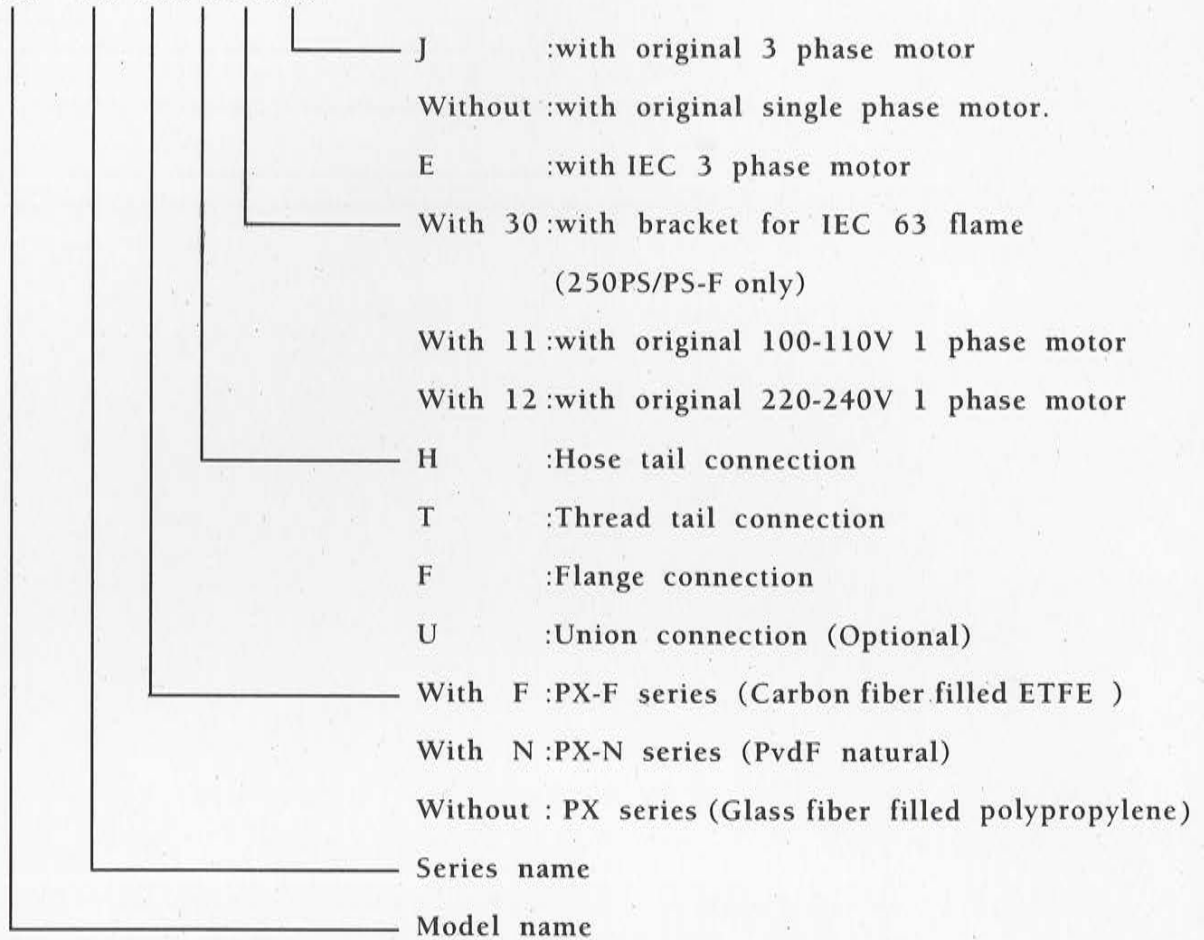


Note: Dimensions of 200,250,300PS/PS-F with original 3 phase motor are same as above pump with 1 phase motor.

■ TYPE INDICATION

NH-200PS-F-H30-J

(1) (2) (3)(4)(5)(6)



■ PART LIST

Parts name	1~3PX	5~10PX	30~125PS	150~300PS	5~100PX-N	30~125PS-F	150~250PS-F
Casing	PPS	Glass fiber filled Polypropylene			PvdF Natural	Carbon fiber filled ETFE	
Bearing	-----		Ceramic	Teflon based	Ceramic, Sic	Ceramic, Sic	Teflon, Ceramic, Sic
Thrust pad	Teflon	Teflon	Teflon	Ceramic	Teflon, Sic	Teflon, Sic	Ceramic, Sic
Spindle	Ceramic				Ceramic, Sic		
O ring	FKM						
Magnet	Isotropic ferrite						
Mouth ring	--(Open impeller)			Teflon based	--(Open impeller)	--(Open impeller)	Teflon based
Housing	Aluminum Die Cast						

Note: FKM, EPDM, NBR, CR are available for O ring.

Material of 5/10PX-N Casing among PX-N series is polypropylene natural



PAN WORLD CO., LTD.
1097-18, Yamada-Cho Mitsukaido, Ibarakiken, Japan.
TEL:81-2972-3-5560 FAX:81-2972-3-5561



AH-P-P-EU7211-2